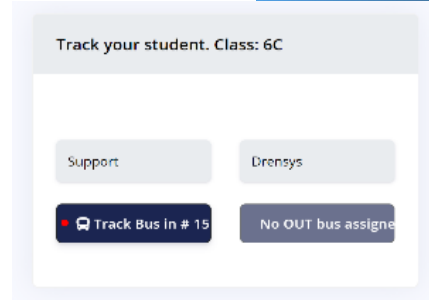
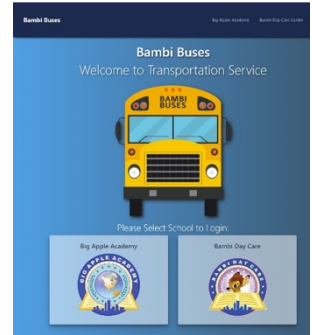


# Welcome to Bambi Buses

## Quick Manual

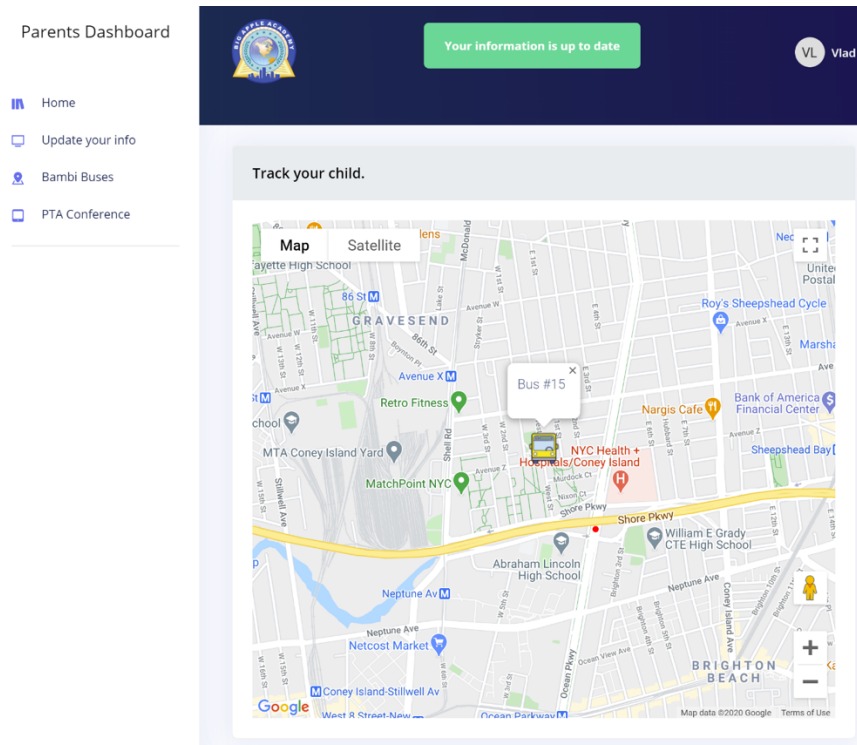
Getting started with the application has never been easier!

1. Please go to [www.bambibuses.com](http://www.bambibuses.com) on a web browser of your choice and select your child's facility.
2. Login with your Parent Dashboard credentials  
*Please utilize the "forgot password" button if you're unable to log in, and an email with a reset link will be emailed to the email address on file.*
3. **Bambi Buses** button on the left side of your Parent Dashboard Menu.
4. Click on the assigned Bus number you want to track



You are now tracking your child's school bus in real time

example view below



### IMPORTANT!

Bus tracking will only show up if *both* of these conditions are met:

1. You're checking within pick-up and drop-off hours
2. The bus driver turns on the tracking app

If these conditions are not met, you will not see anything on the screen. If you believe that your child should be en-route, but the tracking doesn't show up, please call Transportation Department **(917)299-8114** to let them know that the driver has not turned on the app.